

Vai avanti con il lavoro dello stampatello minuscolo nel quaderno a righe di seconda.
Attento ai suoni duri SCA – SCO - SCU e ai suoni dolci SCI – SCE. Leggi pag. 43 e 44 del libro rosso.

Mi raccomando di completare le schede procedendo ogni giorno con una sola scheda per ciascuna materia e se non puoi stampare cerca di riprodurle nel quaderno... fai ciò che puoi!

Per le correzioni, su Classroom troverai le schede completate di italiano relative alle precedenti settimane.

Forza e Buon Lavoro! Un grande abbraccio dalle Maestre!

LA LETTERA H


OSSERVA LE IMMAGINI, RACCONTA QUELLO CHE VEDI E RIPASSA LA LETTERA H.

HAMBURGER



HOSTESS

HOTEL

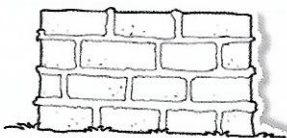


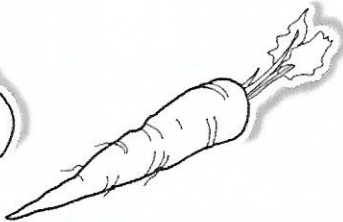
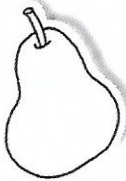
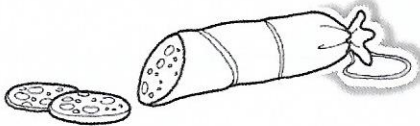


COMPLETA.



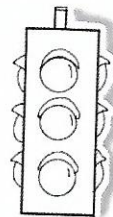
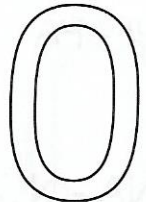

H																					

CRUCIVERBA

SCRIVI LA SILLABA MANCANTE. COLLEGA LA PAROLA CON L'IMMAGINE.

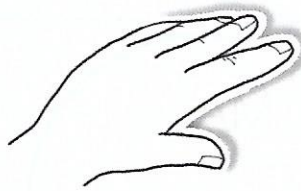


U			
	NA		
TA	VO		
LU			
	NA	NA	
SA	LA		
	LE		
	RA		
CA			
	RO		
TE			NO
		NO	
	MA		RO
	MO		
	PO		
	RO		
	DI		



GIOCA CON LE SILLABE

GUARDA I DISEGNI E INSERISCI LA SILLABA CHE MANCA.
RISCRIVI LA PAROLA INTERA.



M A

NO

N A







__

NE

__







__

LE

__





TO

__

__





FA

__


__




PAROLE IN SILLABE

UNISCI LE PAROLE IN SILLABE AI DISEGNI CORRISPONDENTI.
SCRIVI SOTTO LE PAROLE INTERE.

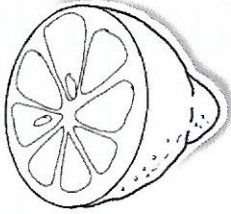
MO
LI NE



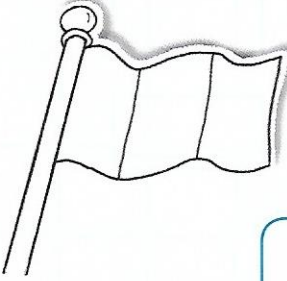
MA
TI TA



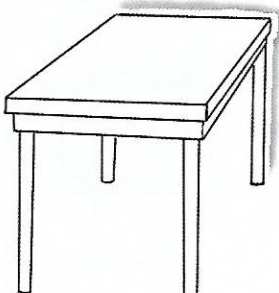
DIE
BAN RA



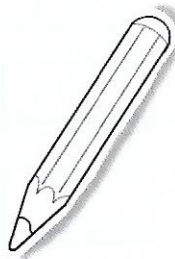
TE
FO LE
NO



FIO
RE



TA
LO VO



GHI - GHE

LEGGI LA STORIA E SOTTOLINEA DI ROSSO IL SUONO GHI E DI BLU IL SUONO GHE.

GHIOTTO E GHERARDO OSSERVANO I FUNGHI NATI LUNGO IL SENTIERO.









AD UN TRATTO VEDONO ARRIVARE DUE BUFFI ANIMALI: SONO DUE TARTARUGHE GIGANTI CHE AVANZANO PIANO PIANO TRA GLI AGHI DEI PINI.



COMPLETA CON GHI O GHE.

GHI/GHE
FUN.....
A.....
TARTARU.....
.....OTTO
.....RARDO

COMPLETA.

	UNO		TANTI
	SPAGO		SPA.....
	LAGO		LA.....
	SPIGA		SPI.....
	AGO		A.....

GIA - GIO - GIU


SCRIVI LE PAROLE NEL SACCO GIUSTO.

GIALLO - GIARDINO - GIOSTRA - GIUBBOTTO - GIUDICE -
GIOCATTOLI - GIOVEDÌ - GIACCA - VALIGIA - GIORNO -
GIUGNO - GIURARE - GIORNALE - GIUSTO - VIAGGIO.

GIA


GIO

GIU



RISOLVI GLI INDOVINELLI.

- FORMANO UNA SQUADRA. _____
- HA VENTIQUATTRO ORE. _____
- CADE DAL CIELO QUANDO C'È IL TEMPORALE. _____
- SEGUE IL MESE DI MAGGIO. _____
- IN UN ANNO CE NE SONO QUATTRO. _____



SCI - SCE

COMPLETA LE PAROLE CON **SCI** - **SCE**.



.....

.....MMIA

.....RIFFO



PE.....



CU.....NO



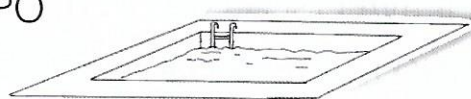
.....ROPPO



.....VOLO

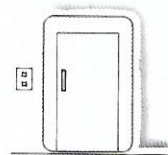


PI.....NA

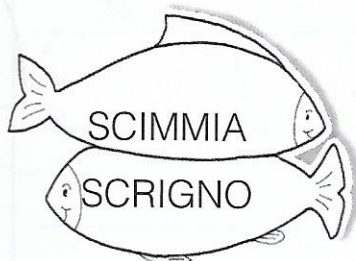
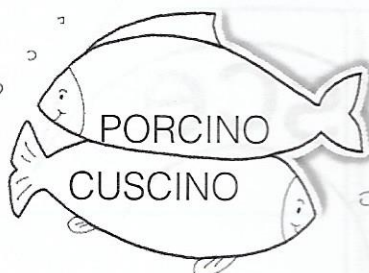
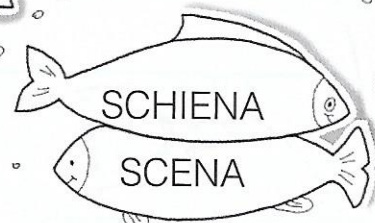





RU.....LLO

A.....NSORE

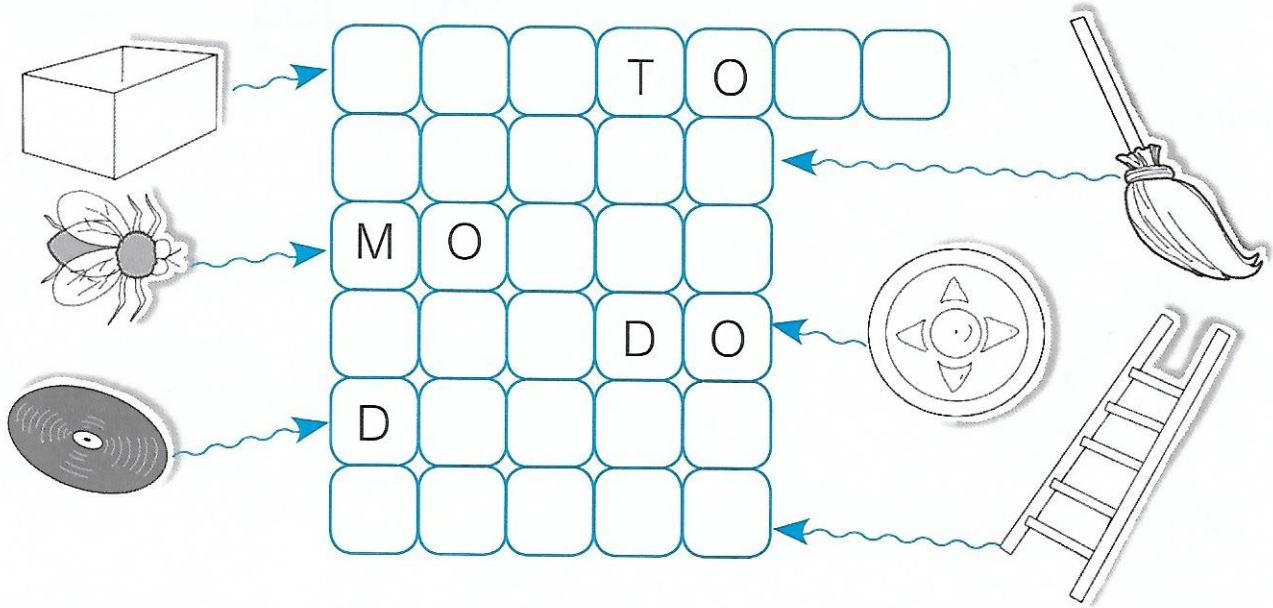


NELLE COPPIE DI NUVOLETTE COLORA SOLO QUELLA CHE CONTIENE **SCI** - **SCE**.




SCA - SCO - SCU


COMPLETA IL CRUCIVERBA. COMPLETA POI LE FRASI SOTTO.



- 1 - ASCOLTO UN DI MUSICA ROCK.
- 2 - MI ARRAMPICO SULLA PER APPENDERE IL QUADRO.
- 3 - HO APERTO LA C'ERANO TANTI CIOCCOLATINI.
- 4 - IL CAVALIERE SI DIFENDEVA CON LO
- 5 - UNA MI INFASTIDIVA.
- 6 - HO PRESO LA E HO SPAZZATO TUTTA LA CUCINA.

SCRIVI LE PAROLE AL POSTO DEI DISEGNI.

UNO  VIVEVA IN UN 

E MANGIAVA  ALLE NOCCIOLE.

IL  TIRÒ FUORI L'AMO DALLA

, GETTÒ LA LENZA MA

PESCÒ SOLO UNA 

LE LETTERE CHE SALTANO E

VANNO VERSO L'ALTO

B F H L D T

b f h l d t

b f h l d t

b f h l d t

b f h l d t

b f h l d t

b f h l d t

b f h l d t

b f h l d t

b f h l d t

CON LE SILLABE

B ba be bi bo bu

ba be bi bo bu

ba be bi bo bu

F fa fe fi fo fu

fa fe fi fo fu

fa fe fi fo fu

L la le li lo lu

la le li lo lu

la le li lo lu

D da de di do du

da de di do du

da de di do du

T ta te ti to tu

ta te ti to tu

ta te ti to tu

H ho ha hai hanno

ho ha hai hanno

ho ha hai hanno

ho ha hai hanno

SCRIVO E LEGGO

bue - filo - hotel - dito - bolle

1) La casa di Mirco è bianca


2) La neve cade lenta

3) Silvia vive a Venezia

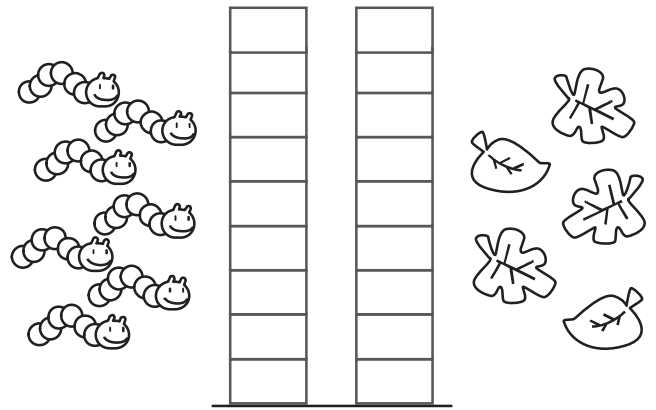
4) Marina dorme in hotel

MAGGIORE

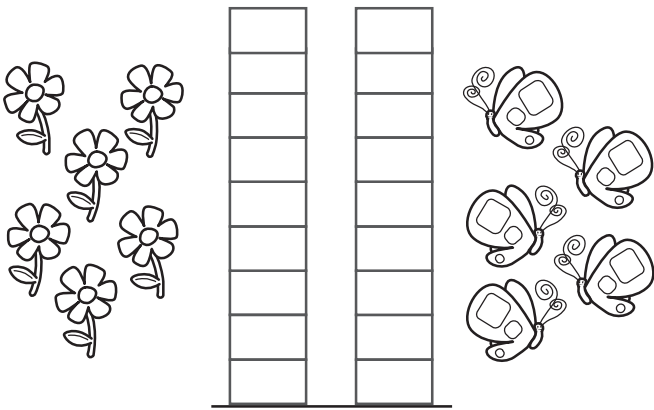
1 COLORA UN **MATTONCINO** PER OGNI **ELEMENTO**, SCRIVI I NUMERI E CONFRONTA USANDO IL SEGNO, COME NELL'ESEMPIO.



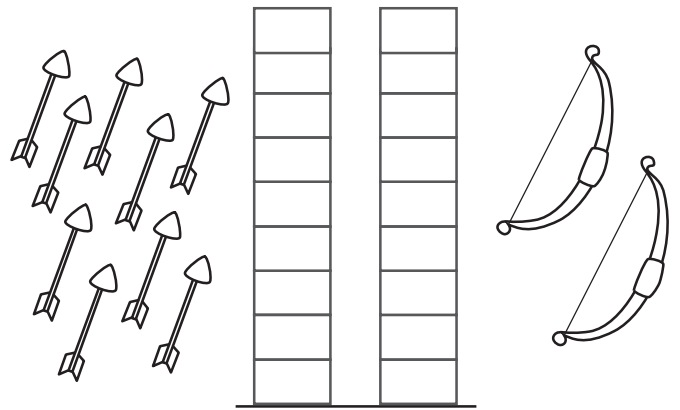
... 3 > 2 ...




... ○ ...




... ○ ...



... ○ ...



... ○ ...



... ○ ...

MINORE

1 COLORA UN **MATTONCINO** PER OGNI **ELEMENTO**, SCRIVI I NUMERI E CONFRONTA USANDO IL SEGNO, COME NELL'ESEMPIO.

Two birds are shown on the left. In the center, there are two vertical bars, each divided into 10 segments. The first bar has 2 segments shaded from the bottom, and the second bar has 5 segments shaded from the bottom. To the right, there are five seashells.

2 < 5

Three goggles are shown on the left. In the center, there are two empty vertical bars, each divided into 10 segments. To the right, there are six neckties.

..... ○

Four umbrellas are shown on the left. In the center, there are two empty vertical bars, each divided into 10 segments. To the right, there are five flags.

..... ○

Four gift boxes are shown on the left. In the center, there are two empty vertical bars, each divided into 10 segments. To the right, there are seven stars.

..... ○

One guitar is shown on the left. In the center, there are two empty vertical bars, each divided into 10 segments. To the right, there are two drums.


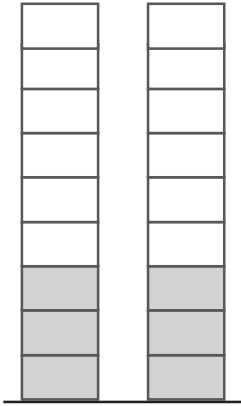
..... ○

Five acorns are shown on the left. In the center, there are two empty vertical bars, each divided into 10 segments. To the right, there are seven walnuts.

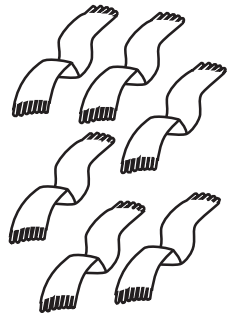
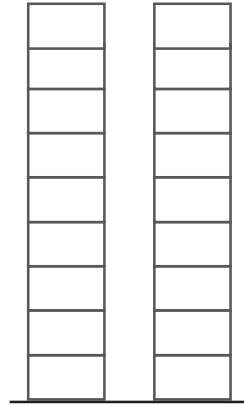

..... ○

UGUALE

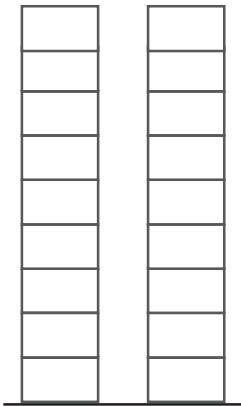
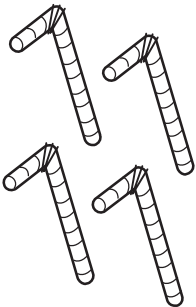
1 COLORA UN **MATTONCINO** PER OGNI **ELEMENTO**, SCRIVI I NUMERI E CONFRONTA USANDO IL SEGNO, COME NELL'ESEMPIO.



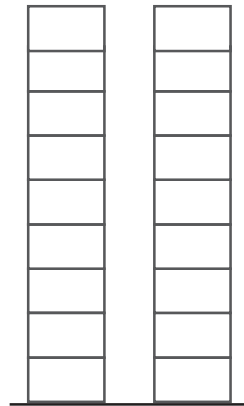
... 3 = 3 ...



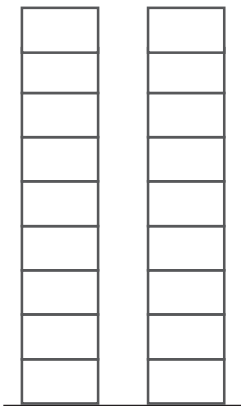

... ○ ...




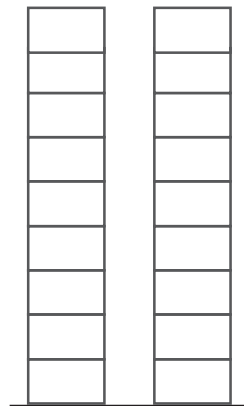
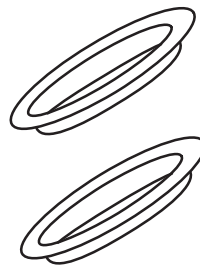
... ○ ...



... ○ ...




... ○ ...



... ○ ...



CONFRONTO

1 CONTA E CONFRONTA USANDO I SEGNI >, <, =.





$6 > 4$

$4 < 6$





$5 \bigcirc 7$

$7 \bigcirc 5$



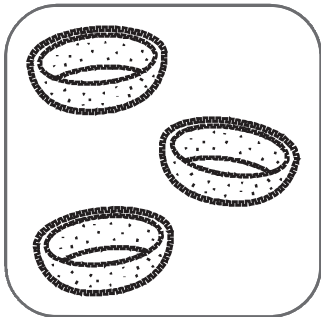
$1 \bigcirc 3$

$3 \bigcirc 1$





$2 \bigcirc 8$

$8 \bigcirc 2$


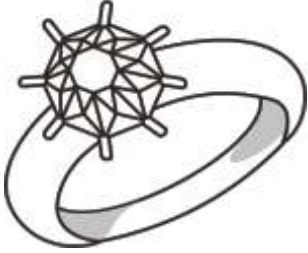





$3 \bigcirc 3$



$6 \bigcirc 6$

GLI ESSERI VIVENTI


	<p>nasce <input type="checkbox"/> cresce <input type="checkbox"/> si riproduce <input type="checkbox"/> muore <input type="checkbox"/></p> <p>È un essere vivente? <input type="checkbox"/> SI <input type="checkbox"/> NO</p>
	<p>nasce <input type="checkbox"/> cresce <input type="checkbox"/> si riproduce <input type="checkbox"/> muore <input type="checkbox"/></p> <p>È un essere vivente? <input type="checkbox"/> SI <input type="checkbox"/> NO</p>
	<p>nasce <input type="checkbox"/> cresce <input type="checkbox"/> si riproduce <input type="checkbox"/> muore <input type="checkbox"/></p> <p>È un essere vivente? <input type="checkbox"/> SI <input type="checkbox"/> NO</p>
	<p>nasce <input type="checkbox"/> cresce <input type="checkbox"/> si riproduce <input type="checkbox"/> muore <input type="checkbox"/></p> <p>È un essere vivente? <input type="checkbox"/> SI <input type="checkbox"/> NO</p>
	<p>nasce <input type="checkbox"/> cresce <input type="checkbox"/> si riproduce <input type="checkbox"/> muore <input type="checkbox"/></p> <p>È un essere vivente? <input type="checkbox"/> SI <input type="checkbox"/> NO</p>

Cosa fanno gli esseri viventi?

.....

PIANTE - ANIMALI - PERSONE

Questi sono gli esseri viventi:



Le



Gli



Le

Che cosa fanno gli esseri viventi?

Colora ogni casella dello schema che corrisponde ad un'azione esatta:

Azioni	Piante	Animali	Persone
NASCONO			
CRESCONO			
RESPIRANO			
SI NUTRONO			
SI RIPRODUCONO			
INVECCHIANO			
MUOIONO			